


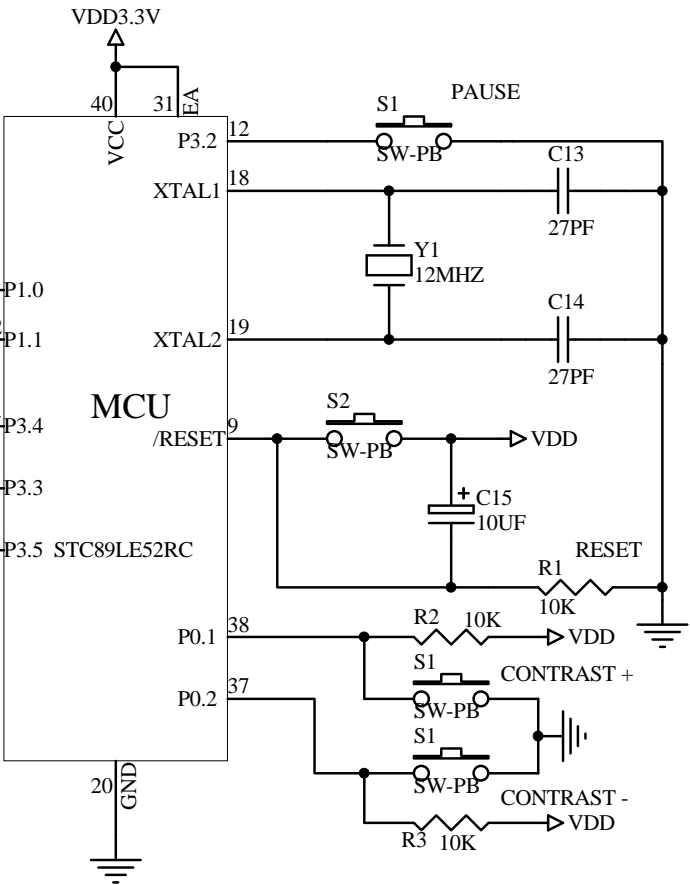
Interfacing OLED Display Module to MCU STC89LE52RC

The Serial (4line SPI)Reference Example

NOTE: 4 Line SPI interface  
The factory default is 4 line SPI interface  
R4 welding 4.7K and R3,R5 No welding




ER-OLEDM015-3-SPI-I2C



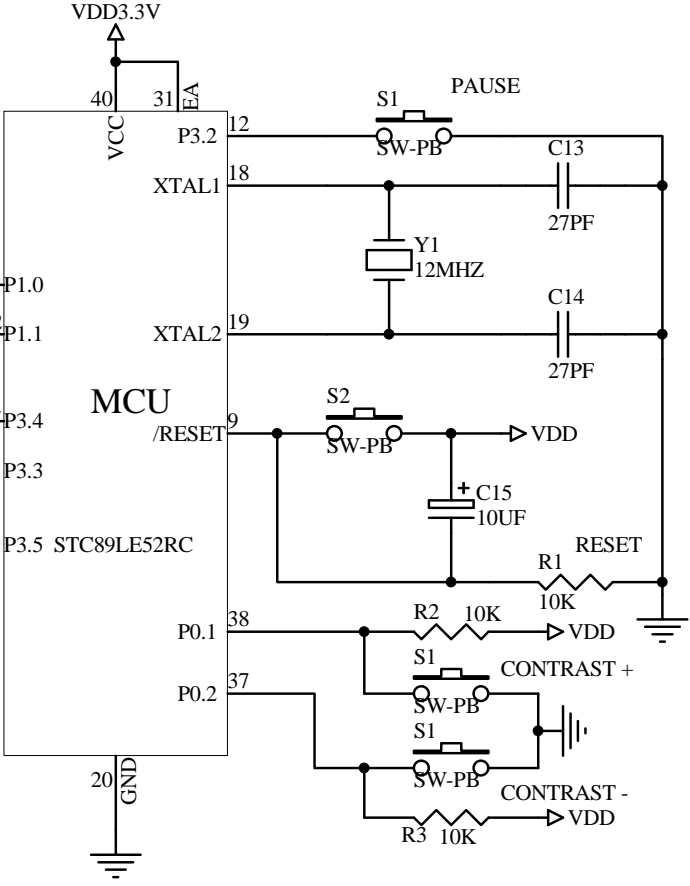
The Serial (I2C) Reference Example

NOTE: 2 Line I2C interface  
R5 welding 4.7K,R3 welding 0R  
and R4 No welding



ER-OLEDM015-3-SPI-I2C

PIN 6(DC) acts as SA0 for slave address selection.  
If SA0 conneted to H: Slave address :0x7a  
If SA0 conneted to L: Slave address :0x78



Title EASTRISING TECHNOLOGY CO.,LTD.

REV.	DESCRIPTION OF MODIFY	MODIFY BY	DATE
A0	1'ST DESIGN	JIM	Aug-26-2019
A1			

Size	Number	Revision
A	ER-OLEDM015-3-SPI-I2C	A0
Date:	Aug-26-2019	Sheet of 1
File		Drawn By Javen